

DIY Sock Snowman - Carol Singing Family - Free Pattern  
[www.missdaisypatterns.com](http://www.missdaisypatterns.com) © 2019 Tina O'Rourke  
My free patterns and tutorials are designed  
for you to either make for yourself or as a gift,  
please do not sell either the patterns or the items created.  
Happy Crafting. xxx Tina

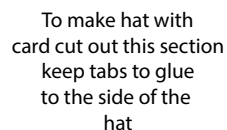
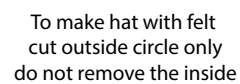
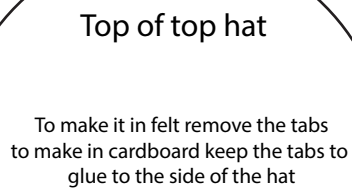
Small Shawl hood  
Cut x 2

Shawl hood  
Cut x 2

Small Shawl  
Cut on the fold  
Cut x 1

Large Shawl  
Cut on the fold  
Cut x 1

To make in felt cut the rectangle only  
To make in card cut out the dashed area  
to glue the sides together



### THE CHRISTMAS TREE

— Key: Major — 2/4

1. There is the candle, the green  
 2. And the little white star, and the  
 3. And the little white star, and the  
 4. And the little white star, and the

— Key: Major — 2/4

1. There is the candle, the green  
 2. And the little white star, and the  
 3. And the little white star, and the  
 4. And the little white star, and the

### THE CHRISTMAS TREE

— Key: Major — 2/4

1. There is the candle, the green  
 2. And the little white star, and the  
 3. And the little white star, and the  
 4. And the little white star, and the

— Key: Major — 2/4

1. There is the candle, the green  
 2. And the little white star, and the  
 3. And the little white star, and the  
 4. And the little white star, and the

